

NEW

English Adventure

POZIOM 2

Anna Standish

Zapamiętaj



Powtórz



www.pearson.pl

Copyright © Pearson Education Limited 2018

The right of Anna Standish to be identified as author of this work has been asserted by her in accordance with the Copyright, Designs and Patents Act 1988.

All rights reserved; no part of this publication may be reproduced, stored in a retrieval system, or transmitted in any form or by any means, electronic, mechanical, photocopying, recording, or otherwise without the prior written permission of the Publishers.

First published 2018

Illustrated by Natalia Tilszner, Fran and David Brylewski, Magdalena Krajewska-Ferenc, Sean Parkes, Jim Peacock.



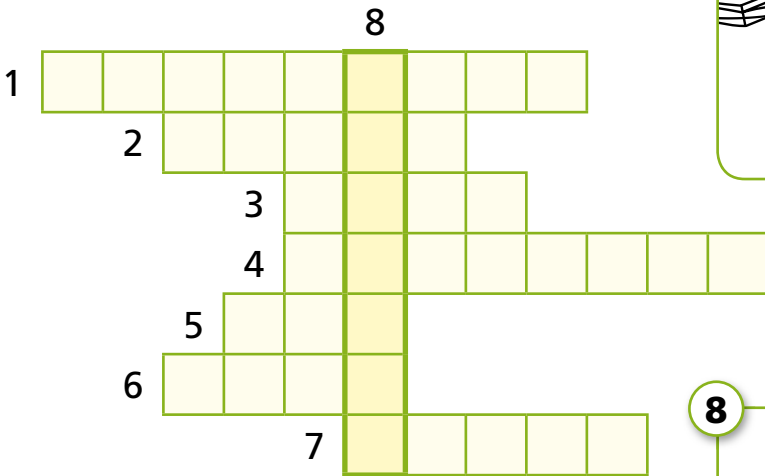


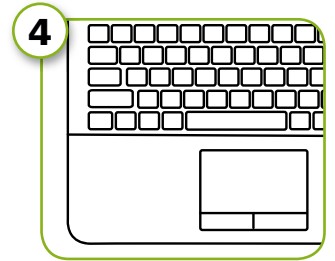


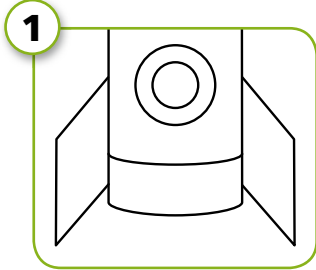
 **Pearson**

Every effort has been made to trace the copyright holders and we apologise in advance for any unintentional omissions. We would be pleased to insert the appropriate acknowledgement in any subsequent edition of this publication.

1 Look, guess and write. Then write, draw and say.



Spójrz, zgadnij i napisz wyrazy. Potem napisz hasło, narysuj przedmiot i powiedz.



It's a _____.

2 Look, find and circle. Then guess, write and say.



Spójrz, znajdź i zakreśl wyrazy. Potem zgadnij hasło, napisz i powiedz.

COMPUTER GAME B DOLLAS COOTER L WATCH L

1 My favourite thing isn't a _____.

ROBOT TEDDY BEAR KITE K BATES SPACE SHIP

2 It's a _____.

1 Look, guess and circle. Then write and say.



Spójrz, zgadnij i zakreśl. Potem napisz hasło i powiedz.

MUFM

DADA

SISTMER

BROTHIER

AULNT

UNCLEY




This is my _____.

2 Look and write. Then circle Yes/No and say.



Spójrz na obrazki i uzupełnij zdania. Potem zakreśl Yes/No i powiedz.

1



2



3



1 I've got a _____ and a _____.

2 I haven't got two cousins. I've got three _____.

3 Have you got a _____? Yes / No.

1 Look, match and write. Then say.  




Spójrz, dopasuj i napisz wyrazy. Potem powiedz.

strong arms
big glasses

long chin
small eyes

long neck
white teeth

short tail
blond hair



1 He's got _____ and _____.

2 She's got a _____ and _____.

3 She's got _____ and a _____.

4 He's got a _____ and _____.

2 Look and match. Then write and say.  

Spójrz na wyrazy i połącz je w pary. Potem napisz wyrazy i powiedz.

feet

short

ears

blond hair

small

hands

dark hair

big

long

eyes

1

Look, guess and write. Then match pictures and say.



Spójrz, odgadnij brakujące litery i napisz je. Potem dopasuj obrazki do wyrazów i powiedz.



B _ D

B _ X

LA _ P

BA _ H

FLO _ R

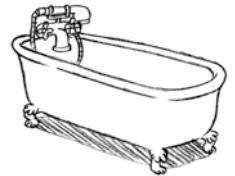
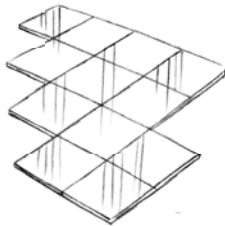

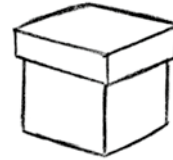
CAR _ ET

MIR _ OR

CU _ TAIN

C _ PBOARD

ARMC _ AIR





2

Look, guess and write. Then say.



Spójrz, odgadnij, co jest nie na swoim miejscu w tym domu i uzupełnij zdania. Potem powiedz.


- 1 The _____ is in the bathroom.
- 2 The _____ is in the living room.
- 3 The _____ is under the table.
- 4 The _____ is on the floor.
- 5 The _____ is next to the bed.



1 Look, guess and write. Then circle and say.



Spójrz, odgadnij wyrazy i napisz je. Potem zakreśl i powiedz.



- | | |
|------------------------|------------------------|
| 1 I can / can't _____. | 5 I can / can't _____. |
| 2 I can / can't _____. | 6 I can / can't _____. |
| 3 I can / can't _____. | 7 I can / can't _____. |
| 4 I can / can't _____. | |

2 Look, match and write. Then say.



Spójrz, dopasuj nazwy zwierząt do zdań i napisz wyrazy. Potem powiedz.

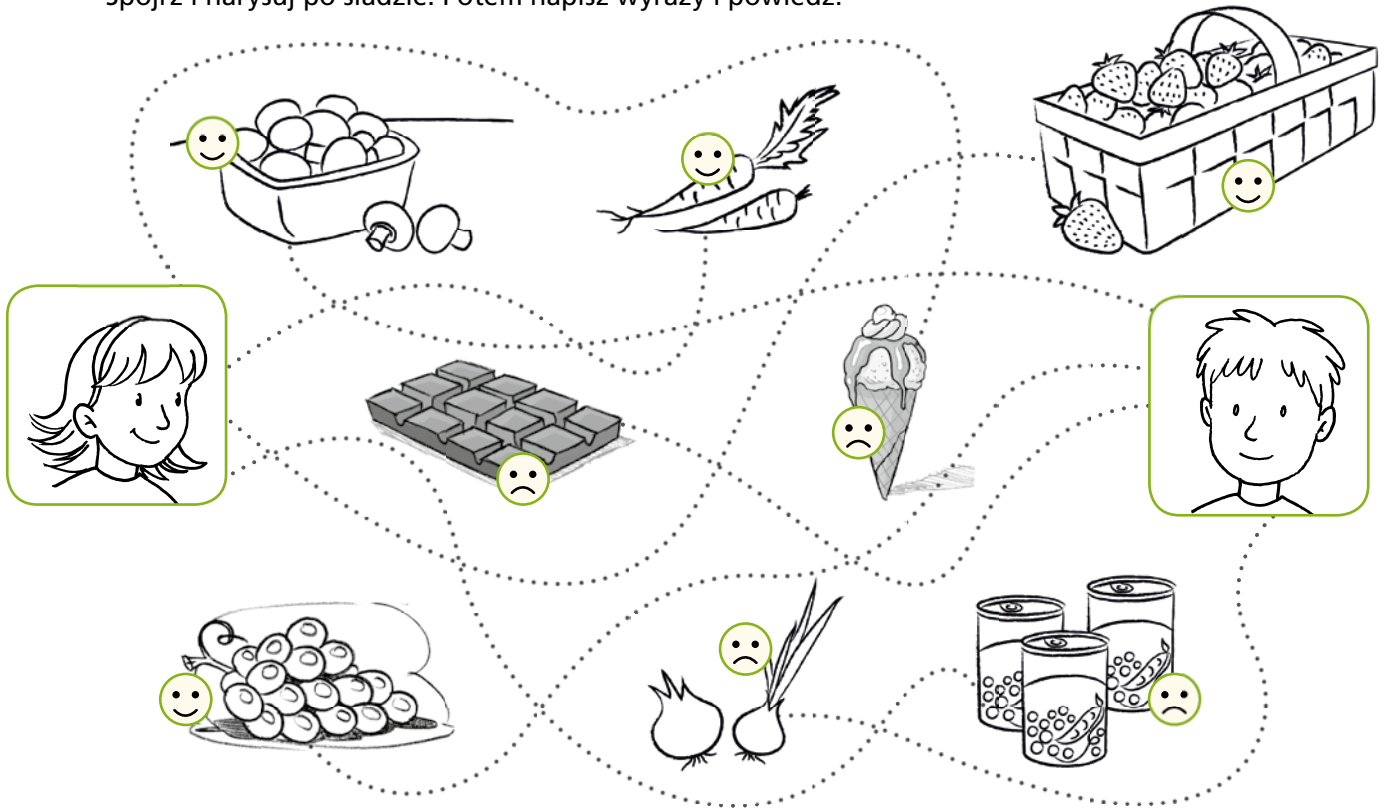
bird fish elephant tiger snake

- | | |
|------------------------------------|-------|
| 1 It can fly. | _____ |
| 2 It can run and climb. | _____ |
| 3 It can swim but it can't walk. | _____ |
| 4 It can run but it can't climb. | _____ |
| 5 It can't walk, jump, run or fly. | _____ |

1 Look and follow. Then write and say.



Spójrz i narysuj po śladzie. Potem napisz wyrazy i powiedz.



- 1 She likes _____ and _____.
- 2 She doesn't like _____ or _____.
- 3 He likes _____ and _____.
- 4 He doesn't like _____ or _____.
- 5 I like _____ and _____.
- 6 I don't like _____ or _____.


2 Look, guess and write. Then write, draw and say.



Spójrz, zgadnij i napisz. Potem dokończ zdanie, narysuj i powiedz.

Z A Z I P

I like _____ for dinner.
My favourite _____
has got _____.



1 Look, find and circle. Then guess, write and say.



Spójrz, znajdź i zakreśl wyrazy. Potem zgadnij hasło, napisz wyrazy i powiedz.

- 1 river and lake: _____
- 2 field: _____
- 3 town: _____, _____,



It's a _____!


2 Look, match and write. Then say.



Spójrz na obrazek, dopasuj wyrazy z ramki i napisz. Potem powiedz zdania.

three town mountain field green rivers

- 1 There's a big _____.
- 2 There are two long _____.
- 3 There are _____ blue lakes.
- 4 There's a small _____.
- 5 There's a _____ forest.
- 6 There's a yellow _____.



1 Look, find and circle. Then write and say.





Spójrz, znajdź nazwy ubrań i zakreśl wyrazy. Potem napisz je i powiedz.

T	B	R	G	U	T	J	I
R	A	I	N	C	O	A	T
A	J	E	A	N	S	C	A
I	V	F	E	X	K	K	N
N	W	E	L	L	I	E	S
E	O	S	H	I	R	T	H
R	M	Q	I	R	T	A	P
S	C	A	R	F	T	U	L

2 Look and write. Then write, draw and say.



Spójrz na obrazek i uzupełnij zdania. Potem napisz, narysuj i powiedz.



- 1 She's wearing a pink and green _____, a purple _____, red _____ and blue _____.
- 2 He's wearing a yellow _____, orange _____, brown _____ and a grey _____.

What are you wearing? I'm wearing _____.

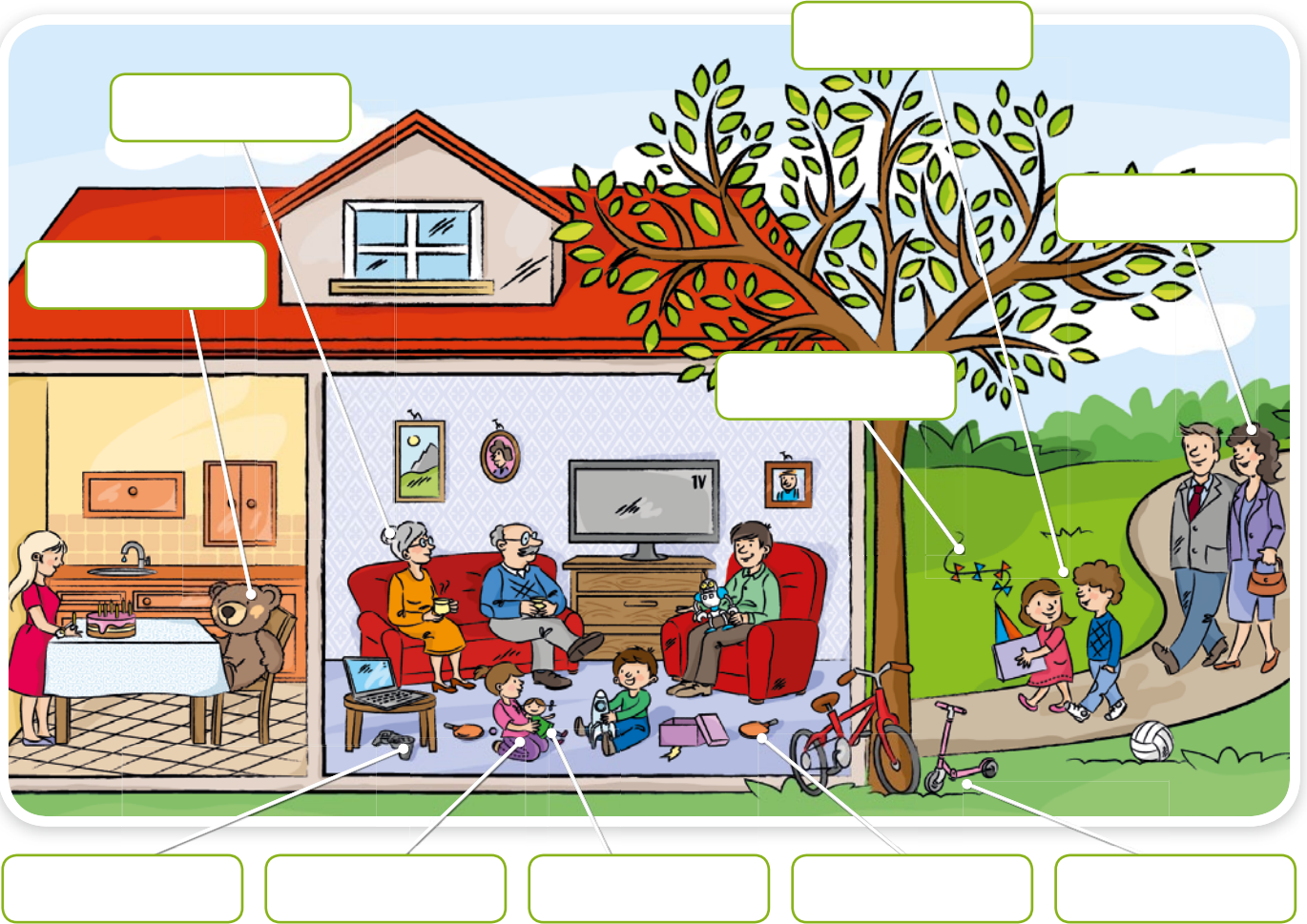
1

What can you name? Look and write. Then say.



Co potrafisz nazwać? Popatrz i napisz wyrazy. Następnie powiedz.

grandma aunt sister cousins scooter
bat teddy bear kite doll computer game



2

Look, match and write. Then say.



Spójrz, dopasuj wyrazy z ramki do zdań i napisz. Potem powiedz.


uncle brother bike family

- 1 Dad and mum are my _____.
- 2 Aunt and _____ are in the garden.
- 3 Tom is my _____.
- 4 I've got a red _____.

1 What can you name? Look and write. Then say.  

Co potrafisz nazwać? Popatrz i napisz wyrazy. Następnie powiedz.

blond hair glasses strong tail spaceship
kite grandma cousin bat scooter



Five empty rectangular boxes for writing labels, each connected by a line to a specific element in the illustration above.

2 Look and circle. Then say.  

Spójrz na obrazki i zakreśl wyrazy. Potem powiedz.



eyes
teeth
tail



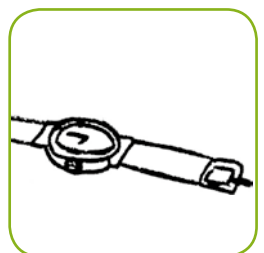
neck
hair
chin



grandad
grandma
dad



sister
brother
uncle



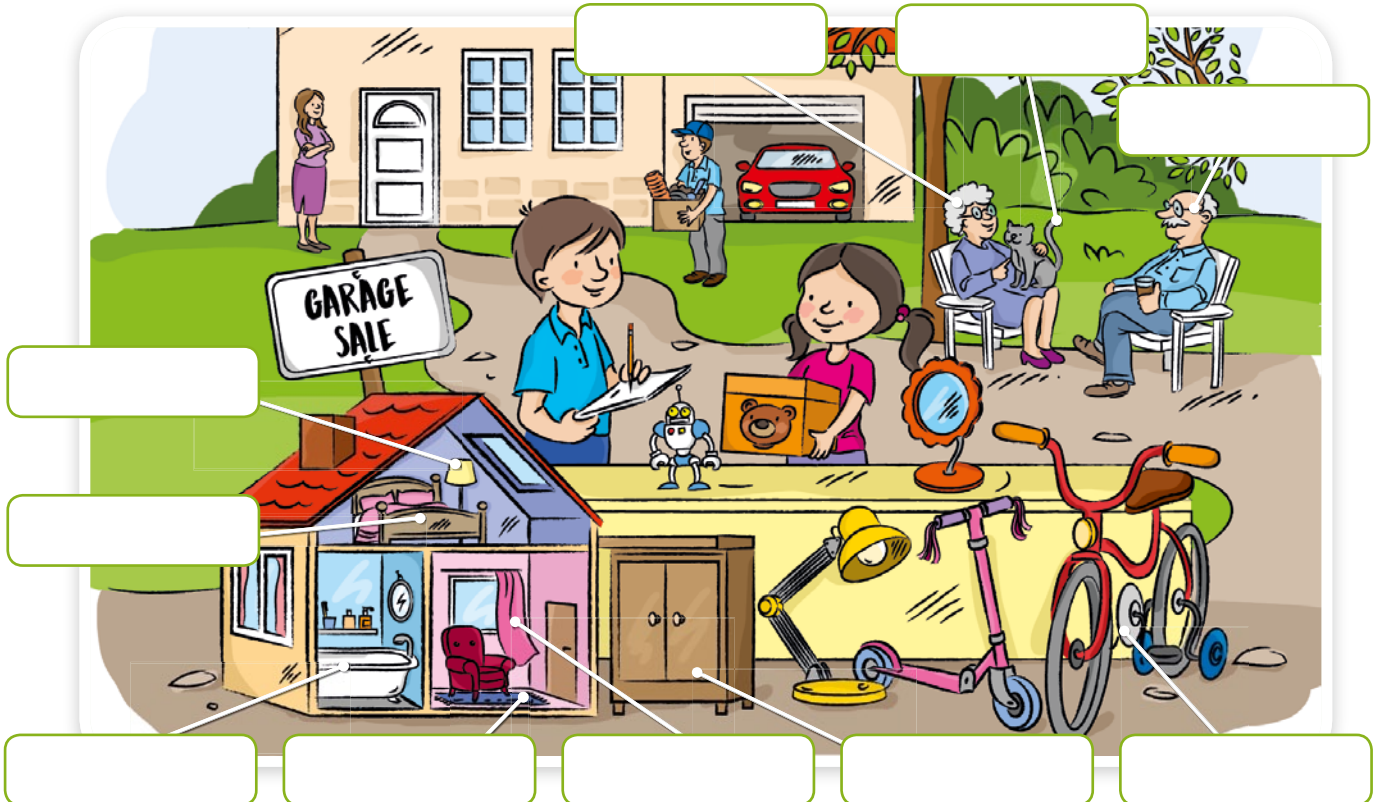
robot
watch
ball

1 What can you name? Look and write. Then say.



Co potrafisz nazwać? Popatrz i napisz wyrazy. Następnie powiedz.

bike bath grandma glasses cupboard
lamp bed carpet curtain tail



2 Where are the toys? Look, write and say.



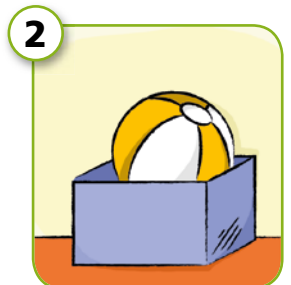
Gdzie są zabawki? Spójrz na obrazki, uzupełnij zdania i powiedz.

in on next to under

1 The _____
is _____ the bed.



2 The _____
is _____ the box.



3 The _____
is _____ the floor.



4 The _____
is _____ the mirror.



1

What can you name? Look and write. Then say.



Co potrafisz nazwać? Popatrz i napisz wyrazy. Następnie powiedz.

swim fly tiger elephant ride a bike
armchair jump climb doll dance



2

Read and guess. Tick (✓) or cross (X). Then say.



Przeczytaj i zgadnij. Zaznacz ✓ (tak) lub X (nie). Potem powiedz.

1 An elephant can jump. ✓ / X

4 A fish can fly. ✓ / X

2 A bear can run. ✓ / X

5 A tiger can swim. ✓ / X


3 A snake can climb. ✓ / X

1 What can you name? Look and write. Then say.



Co potrafisz nazwać? Popatrz i napisz wyrazy. Następnie powiedz.

peas soup carrots bear grapes
brother curtain ride a horse fish




2 Find and circle. Then write, draw and say.



Znajdź i zakreśl. Potem wpisz wyrazy w zdania, narysuj i powiedz.

- 1 snake walk dance ride
- 2 sister aunt six brother
- 3 neck black chin tail
- 4 box peas onions mushrooms

- 1 This is my _____.
- 2 It's _____.
- 3 It's _____.
- 4 It's in the _____.




1 What can you name? Look and write. Then say.



Co potrafisz nazwać? Popatrz i napisz wyrazy. Następnie powiedz.

boat train plane tractor lake field
river ride a bike onions cupboard



2 Look and write. Then say.



Popatrz na zdjęcia i uzupełnij zdania. Potem powiedz.

- 1 There are _____ under the table.
- 2 There are tomatoes next to the _____.
- 3 There is a _____ in the river.
- 4 There is a _____ on the cupboard.

1 What can you name? Look and write. Then say.



Co potrafisz nazwać? Popatrz i napisz wyrazy. Następnie powiedz.

wellies dress socks scarf shorts
strawberries bus plane mountain tiger



2 Read, look at the picture and find the differences. Then circle, write and say.



Przeczytaj, popatrz na obrazek i znajdź różnice. Potem zakreśl, napisz wyrazy i powiedz.

- 1 There is a field. _____
- 2 Grandma is wearing a blue skirt. _____
- 3 There are strawberries and onions on the table. _____
- 4 The brother has got a monkey. _____
- 5 The birds can't fly. _____